

# Primavera P6

## Advanced



### Overview:

Oracle Primavera P6 is a high-performance project management software that facilitates large scale, complex projects. This course for existing users of Primavera P6 Professional, takes learners through the most commonly-used and requested advanced topics and their real-world use.

### Prerequisites:

Participants must have completed the Primavera P6 Fundamentals course or have equivalent knowledge.

### Who should attend:

- Program Managers and Project Control staff.
- Project Schedulers who wish to increase their knowledge of Primavera P6.
- Experienced Staff & Database Managers administering databases & learning more advanced features.

### Benefits:


- Understanding Advanced-level user features
- Control projects with resources and costs
- Administer a project database

### Learning Outcomes:

- Understand the risk and what-if analysis of the project
- Understand different approaches to scheduling deadlines
- Understand the different ways of updating the resourced schedule.
- Earned value analysis, performance measurement and reporting.
- Import/export schedules to assist team members with little P6 knowledge
- Manage Global Change routines and user defined fields
- Use advanced reporting technique





### Version(s):


 1 day

 935.00

 Course times:  
9:00am-4:30pm

### Delivery Options

 Public Schedule  Live Online  
 Group Training  In-house

 Certificate upon Completion  
Non-accredited course



 To book this course:

Call: **1300-2GO-CTS**

Web: [www.ctstraining.com.au](http://www.ctstraining.com.au)

Email: [info@ctstraining.com.au](mailto:info@ctstraining.com.au)



# Content:

## Reflection feature to investigate and make scope changes

- Create reflection "what-if" project file
- Modify the reflection project to investigate scope updates
- Merge approved scope changes back to the original file
- Re-baseline approved modified project

## Explore differing approaches to scheduling deadlines

- Separate deadline line item with Lag and track in Total Float column
- Separate deadline item with "Make open-ended activities critical" and track on Gantt chart
- Bars definition static deadline marker and track on Gantt chart

## Roles and Resources

- Add roles and resources to a resource database
- Plan initial project schedule with roles
- Assign resource individuals to roles

## Earned Value

- Earned value management fundamentals
- Setting up a P6 Project Scheduler for EVM reporting
- Baselining a project for EVM reporting
- Managing project status

## Spreadsheet Export and Import

- Export a project to a spreadsheet
- Receive schedule updates from non-P6 users
- Load spreadsheet data into P6
- Conclude the schedule update process

## Managing Global Changes

- Efficiently exercise data with the Global Change tool
- Create global change routines for differing subject areas
- Export and import global change routines

## Notebook Topics, WPs and Docs

- Adding notebook topics to P6
- Entering notebook narratives to P6 schedule activities
- Attaching Work Product (WPs) and documents (Docs) to P6 Projects
- How to associate WPs and Docs to deliverables and task efforts

## Advanced Reporting

- Visualizer and advanced activity table and Gantt chart reporting
- Visualizer and Time Scaled Logic Diagrams (TSLD)
- Creating time distributed tabular reports

## User Administration

- Adding Users to the system
- Security profiles
- The Organisational Breakdown Structure (OBS)
- Assigning user privileges to folders, projects and deliverables
- General admin preferences and categories

